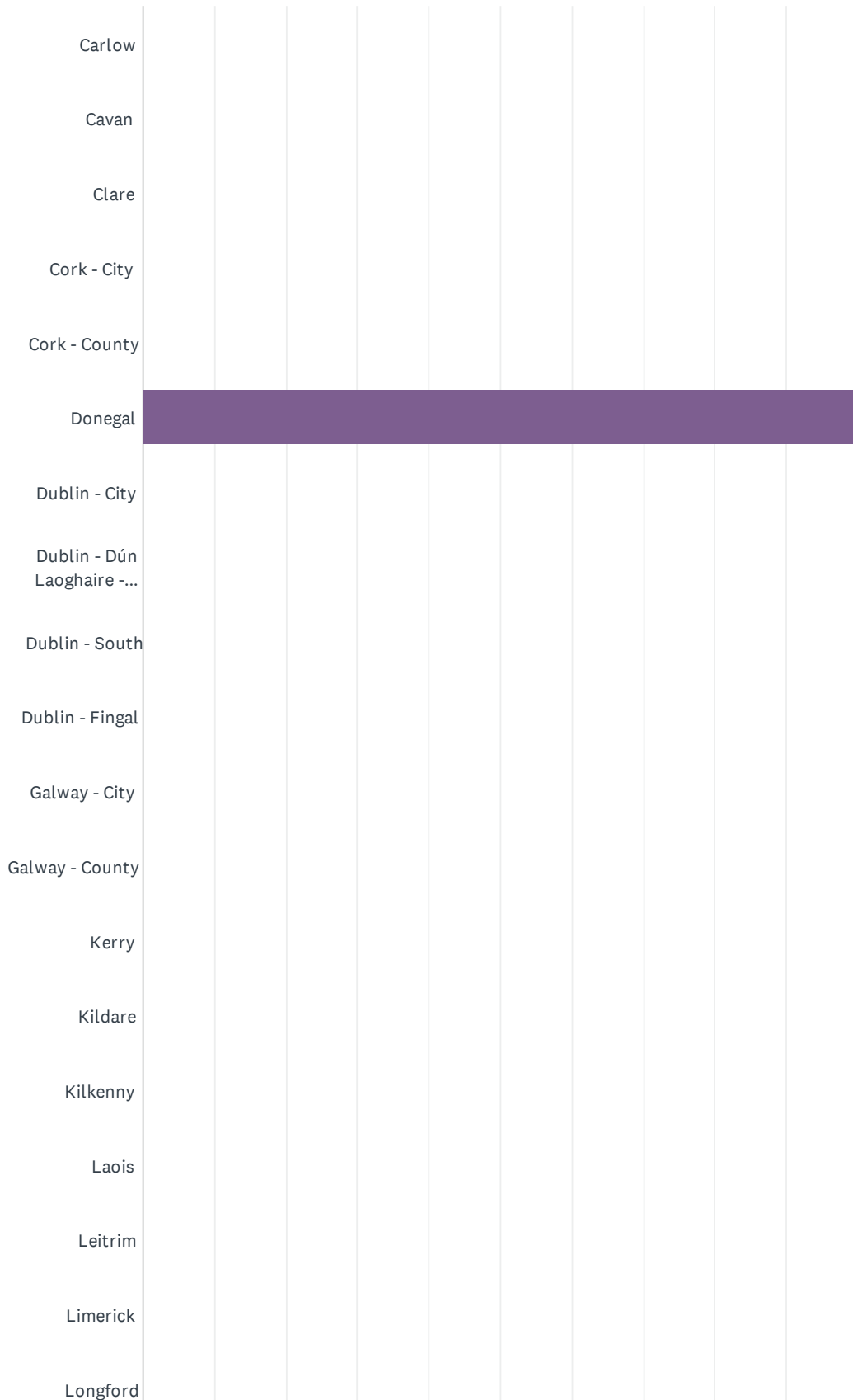


# Q1 In which Local Authority is your business based?

Answered: 170 Skipped: 0





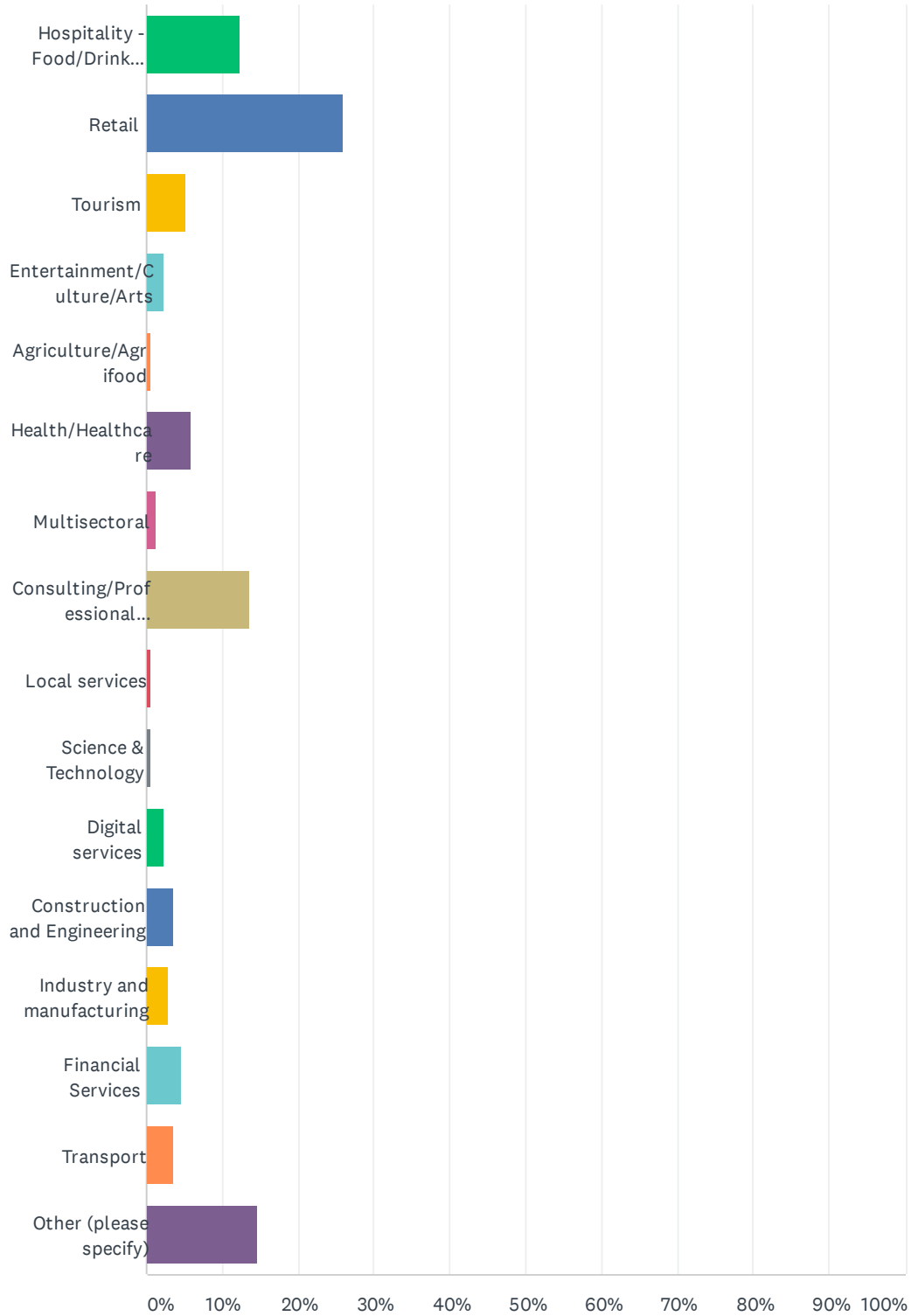
ANSWER CHOICES	RESPONSES	
Carlow	0.00%	0
Cavan	0.00%	0
Clare	0.00%	0
Cork - City	0.00%	0
Cork - County	0.00%	0
Donegal	99.41%	169
Dublin - City	0.00%	0
Dublin - Dún Laoghaire - Rathdown	0.00%	0
Dublin - South	0.00%	0
Dublin - Fingal	0.00%	0
Galway - City	0.00%	0
Galway - County	0.00%	0
Kerry	0.00%	0
Kildare	0.00%	0
Kilkenny	0.00%	0
Laois	0.00%	0
Leitrim	0.00%	0
Limerick	0.00%	0
Longford	0.00%	0
Louth	0.00%	0
Mayo	0.00%	0
Meath	0.00%	0
Monaghan	0.00%	0
Offaly	0.00%	0
Roscommon	0.00%	0
Sligo	0.00%	0
Tipperary	0.00%	0
Waterford	0.00%	0
Westmeath	0.00%	0
Wexford	0.00%	0
Wicklow	0.00%	0
Nationwide	0.59%	1

TOTAL

170

## Q2 What business sector are you in?

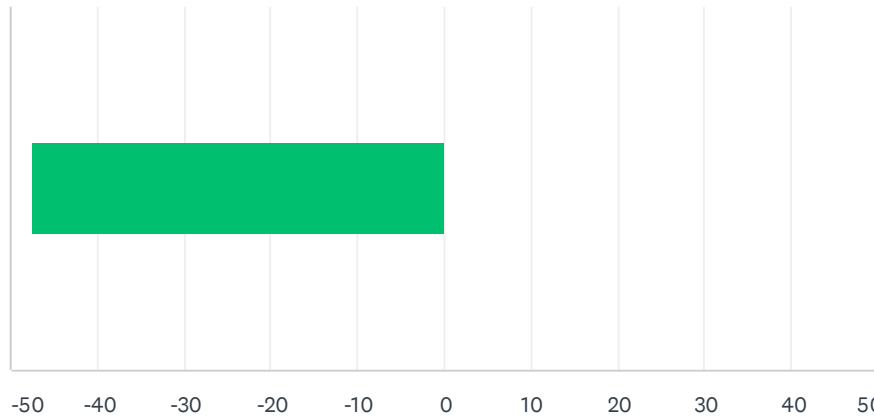
Answered: 170 Skipped: 0



ANSWER CHOICES	RESPONSES	
Hospitality - Food/Drink services	12.35%	21
Retail	25.88%	44
Tourism	5.29%	9
Entertainment/Culture/Arts	2.35%	4
Agriculture/Agrifood	0.59%	1
Health/Healthcare	5.88%	10
Multisectoral	1.18%	2
Consulting/Professional services - including marketing & communications	13.53%	23
Local services	0.59%	1
Science & Technology	0.59%	1
Digital services	2.35%	4
Construction and Engineering	3.53%	6
Industry and manufacturing	2.94%	5
Financial Services	4.71%	8
Transport	3.53%	6
Other (please specify)	14.71%	25
<b>TOTAL</b>		<b>170</b>

### Q3 How do you expect Covid-19 to affect your business revenue in the next 3 months?[Please use slider to show what you think your business's percentage change in revenue will be]

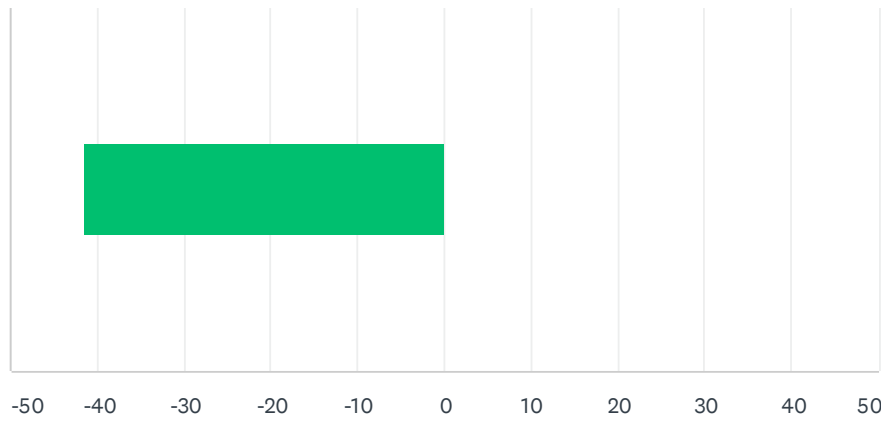
Answered: 146 Skipped: 24



ANSWER CHOICES	AVERAGE NUMBER	TOTAL NUMBER	RESPONSES
	-47	-6,920	146
Total Respondents: 146			

# Q4 How do you expect Covid-19 to affect your business revenue over the coming year?

Answered: 146 Skipped: 24

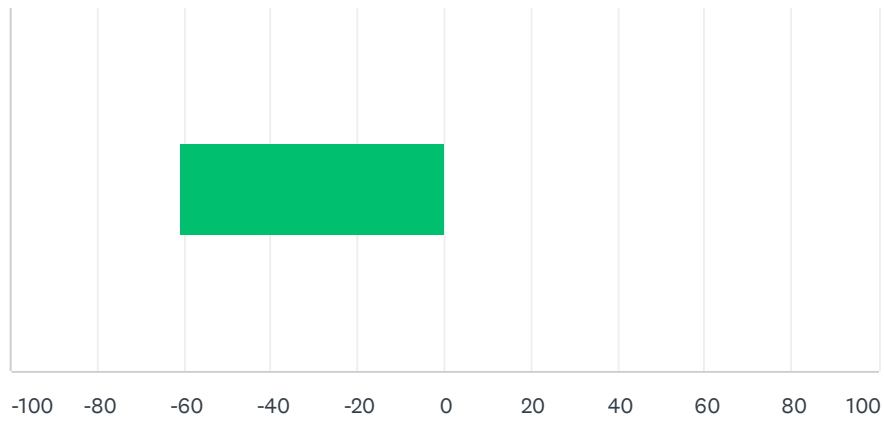


ANSWER CHOICES	AVERAGE NUMBER	TOTAL NUMBER	RESPONSES
	-41	-6,050	146
Total Respondents: 146			



## Q5 Relative to April and May in 2019, approximately what was your revenue for the months of April and May in 2020?

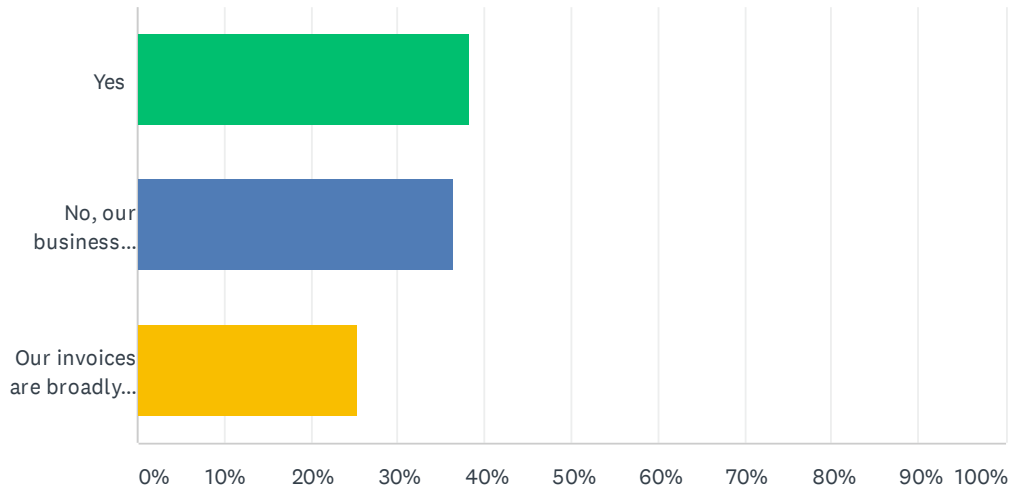
Answered: 146 Skipped: 24



ANSWER CHOICES	AVERAGE NUMBER	TOTAL NUMBER	RESPONSES
	-61	-8,850	146
Total Respondents: 146			

## Q6 Have you issued invoices that are outstanding?

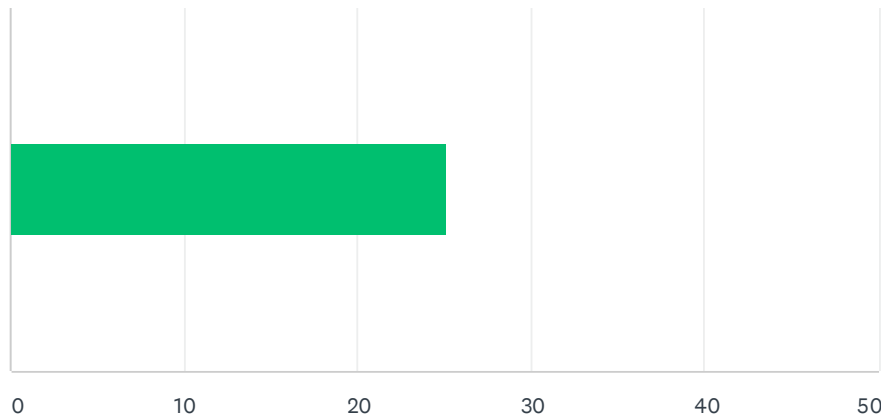
Answered: 146 Skipped: 24



ANSWER CHOICES	RESPONSES	
Yes	38.36%	56
No, our business doesn't issue invoices	36.30%	53
Our invoices are broadly being paid in accordance with terms	25.34%	37
<b>TOTAL</b>		<b>146</b>

## Q7 Relative to total revenue in 2019, what is the value of your outstanding invoices at the moment?

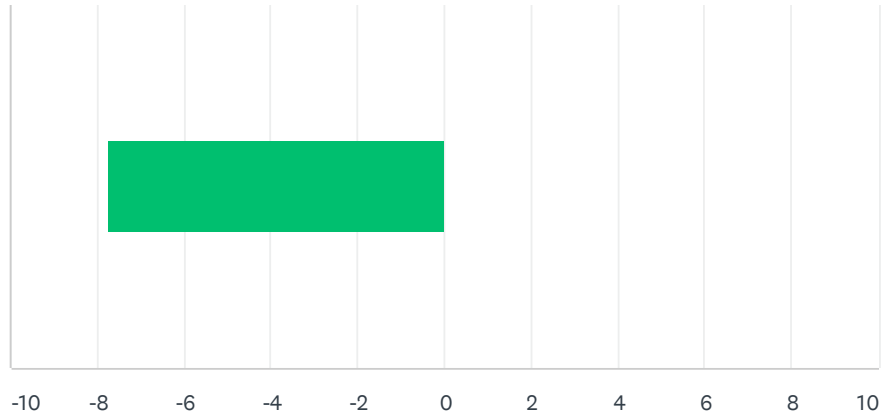
Answered: 49 Skipped: 121



ANSWER CHOICES	AVERAGE NUMBER	TOTAL NUMBER	RESPONSES
	25	1,230	49
Total Respondents: 49			

## Q8 Relative to this time last year, what has been the change in the value of invoices outstanding?

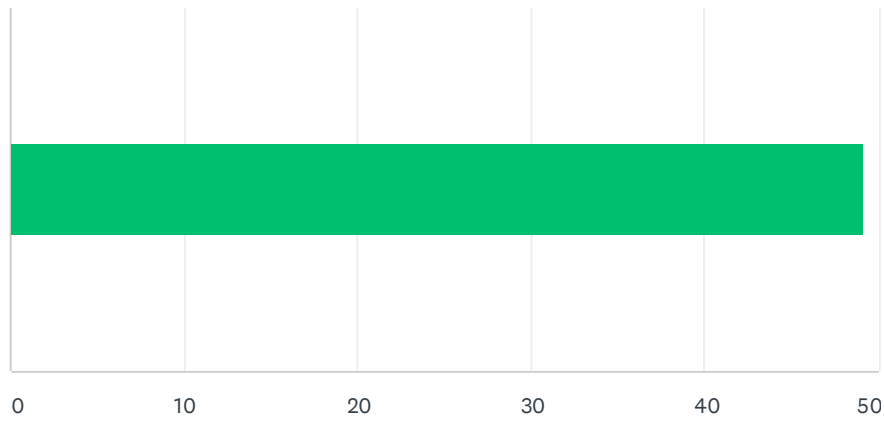
Answered: 49 Skipped: 121



ANSWER CHOICES	AVERAGE NUMBER	TOTAL NUMBER	RESPONSES
	-8	-380	49
Total Respondents: 49			

## Q9 What proportion of your outstanding invoices do you expect to see paid in the next 90-days?

Answered: 49 Skipped: 121



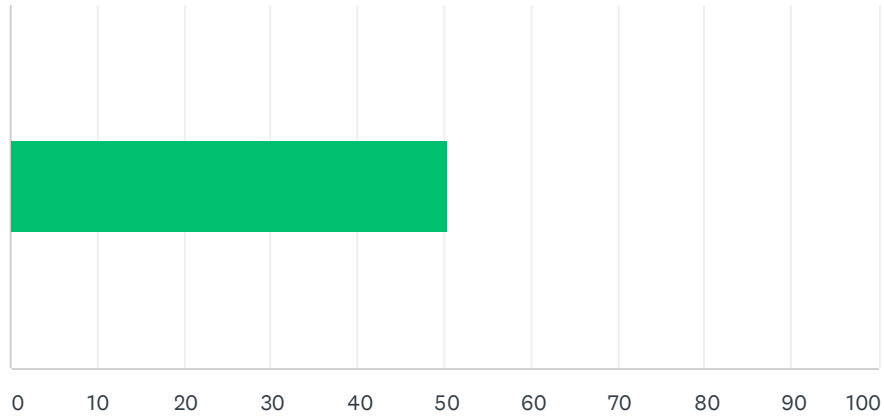
ANSWER CHOICES	AVERAGE NUMBER	TOTAL NUMBER	RESPONSES
	49	2,410	49
Total Respondents: 49			

**Q10 What is the approximate €-value of these outstanding invoices?[you can skip this if you like, but having figures helps us in our discussions with government]**

Answered: 31 Skipped: 139

### Q11 What proportion (€-value) of these invoices are past 90-days due?

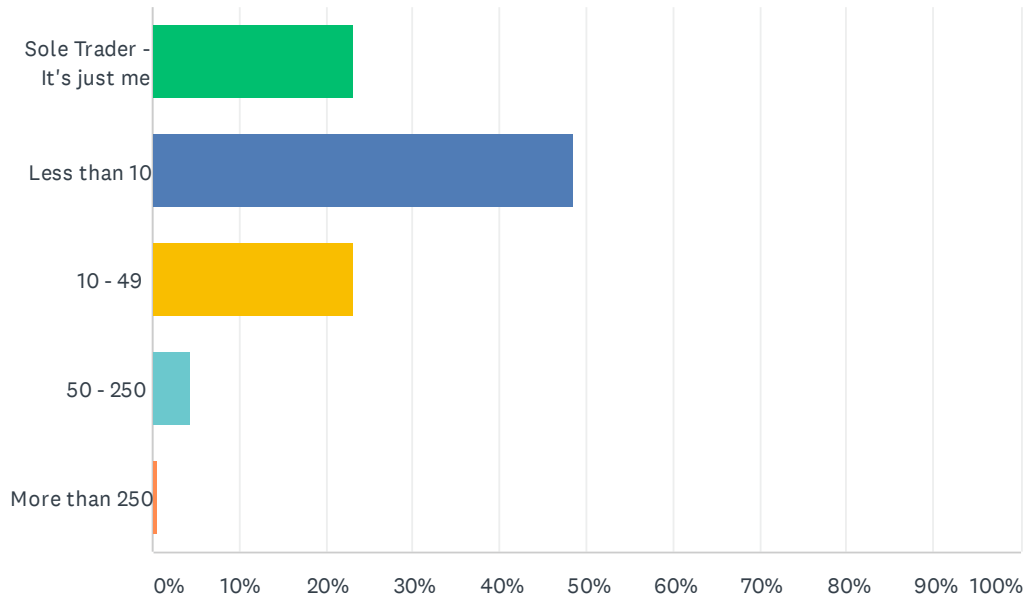
Answered: 49 Skipped: 121



ANSWER CHOICES	AVERAGE NUMBER	TOTAL NUMBER	RESPONSES
	50	2,470	49
Total Respondents: 49			

## Q12 How large is your business

Answered: 138 Skipped: 32

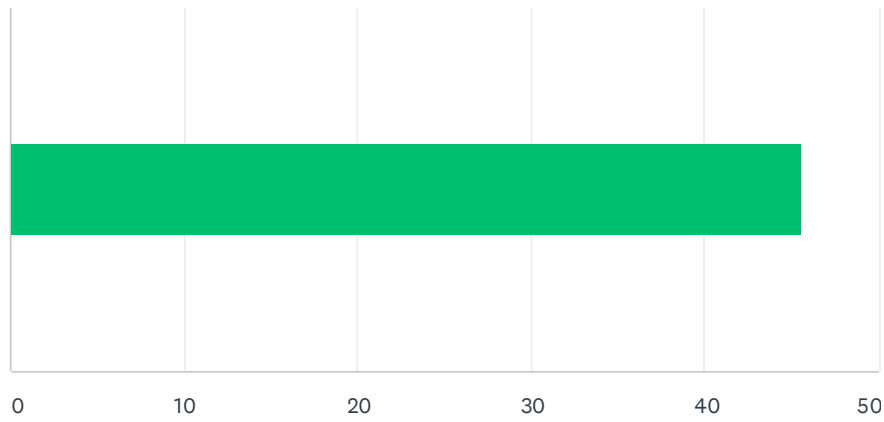


ANSWER CHOICES	RESPONSES	
Sole Trader - It's just me	23.19%	32
Less than 10	48.55%	67
10 - 49	23.19%	32
50 - 250	4.35%	6
More than 250	0.72%	1
<b>TOTAL</b>		<b>138</b>



# Q13 What proportion of your employees are covered by the Temporary Wage Subsidy Scheme (TWSS)?

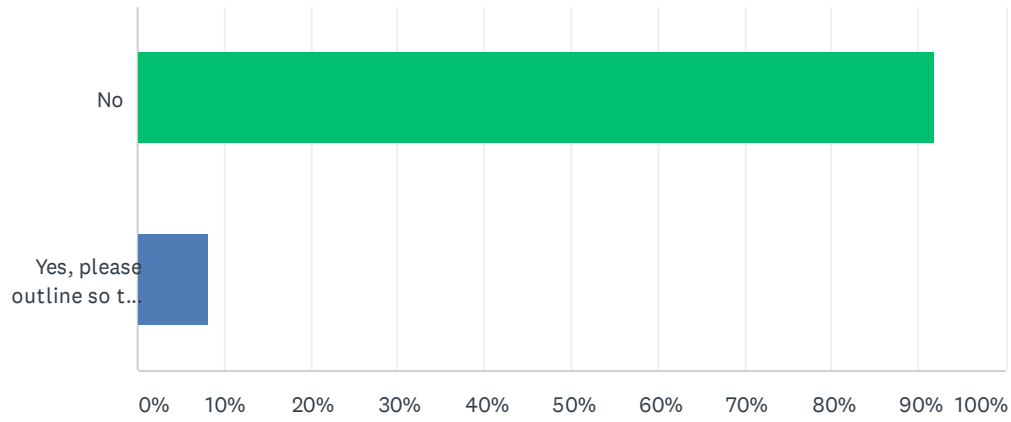
Answered: 98 Skipped: 72



ANSWER CHOICES	AVERAGE NUMBER	TOTAL NUMBER	RESPONSES
	46	4,470	98
Total Respondents: 98			

### Q14 Are there any ongoing problems with the TWSS?

Answered: 98 Skipped: 72



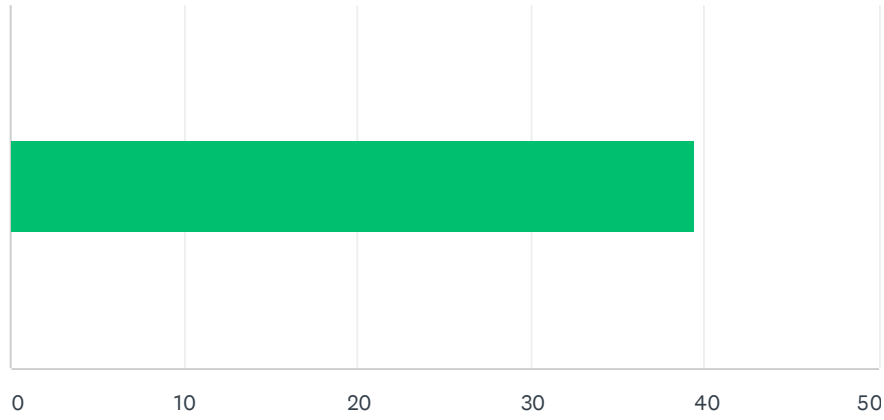
ANSWER CHOICES	RESPONSES	
No	91.84%	90
Yes, please outline so that we may bring these problems up with officials	8.16%	8
<b>TOTAL</b>		<b>98</b>

**Q15 How many more weeks do you think the TWSS will be needed for?  
(please insert number)**

Answered: 88 Skipped: 82

### Q16 What proportion of your employees, if any, have been laid off?

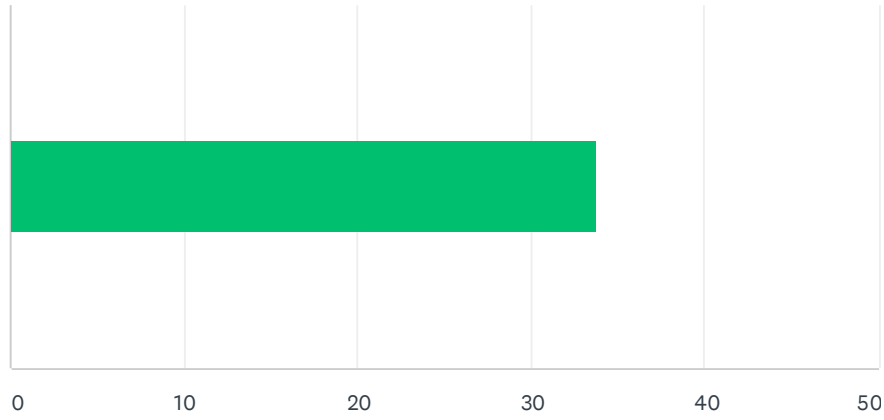
Answered: 98 Skipped: 72



ANSWER CHOICES	AVERAGE NUMBER	TOTAL NUMBER	RESPONSES
	39	3,860	98
Total Respondents: 98			

### Q17 What proportion, if any, of your employees are on reduced hours?

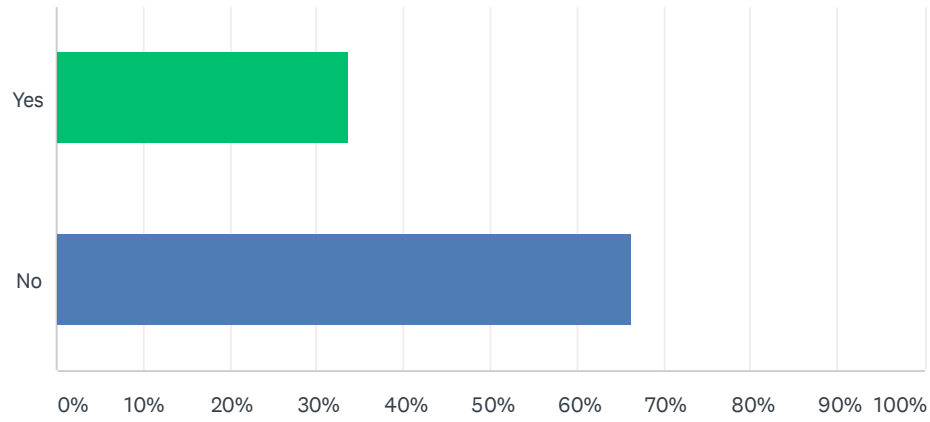
Answered: 98 Skipped: 72



ANSWER CHOICES	AVERAGE NUMBER	TOTAL NUMBER	RESPONSES
	34	3,310	98
Total Respondents: 98			

## Q18 Are any of your employees remote working?

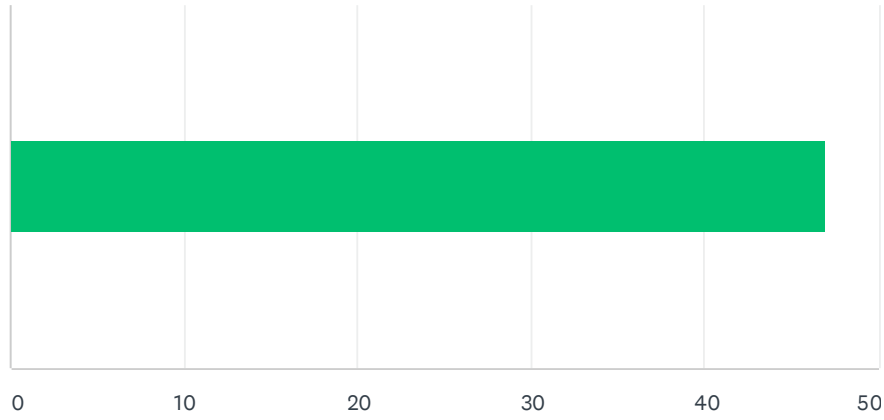
Answered: 98 Skipped: 72



ANSWER CHOICES	RESPONSES	
Yes	33.67%	33
No	66.33%	65
TOTAL		98

# Q19 What proportion of your employees work remotely?

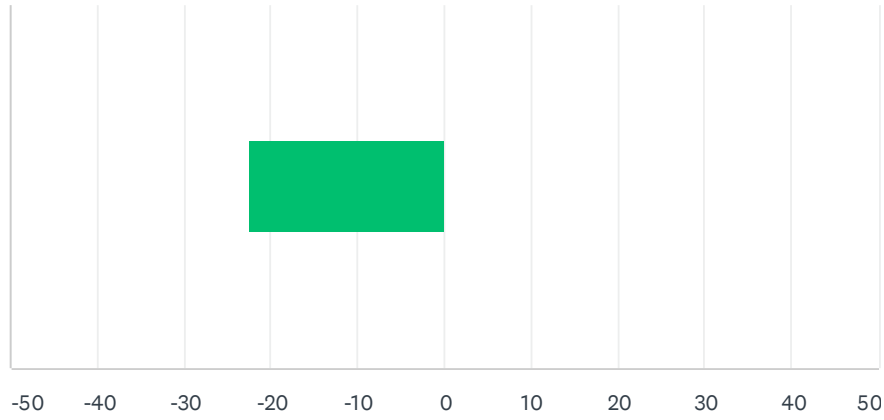
Answered: 33 Skipped: 137



ANSWER CHOICES	AVERAGE NUMBER	TOTAL NUMBER	RESPONSES
	47	1,550	33
Total Respondents: 33			

## Q20 What has the effect on productivity been?

Answered: 33 Skipped: 137

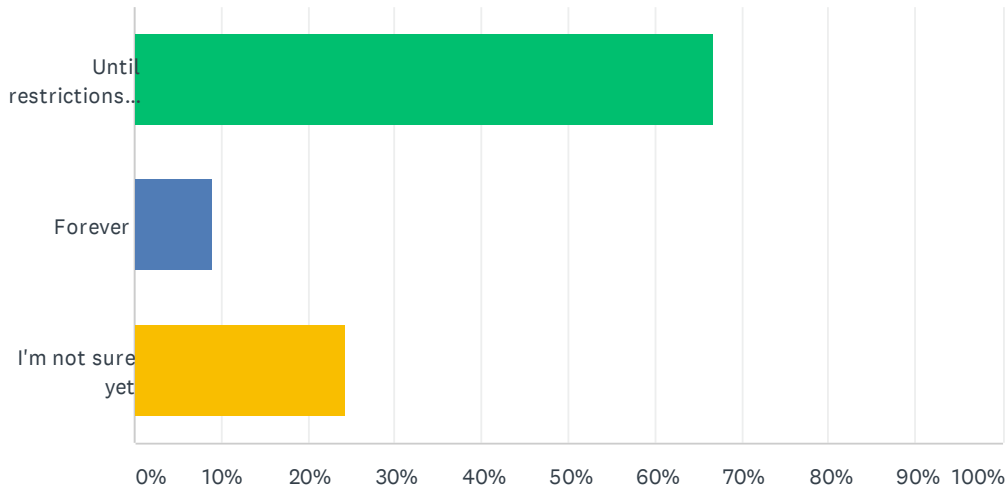


ANSWER CHOICES	AVERAGE NUMBER	TOTAL NUMBER	RESPONSES
	-22	-740	33
Total Respondents: 33			



## Q21 How long do you see your business continuing with remote working

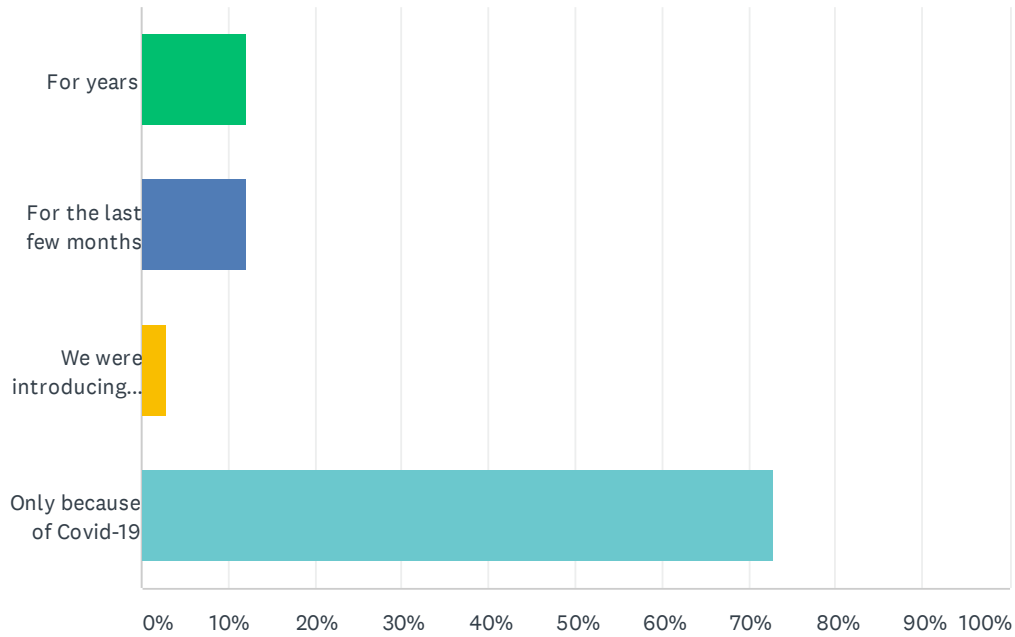
Answered: 33 Skipped: 137



ANSWER CHOICES	RESPONSES	
Until restrictions are relaxed	66.67%	22
Forever	9.09%	3
I'm not sure yet	24.24%	8
<b>TOTAL</b>		<b>33</b>

## Q22 How long has your business had a remote/flexible working policy?

Answered: 33 Skipped: 137



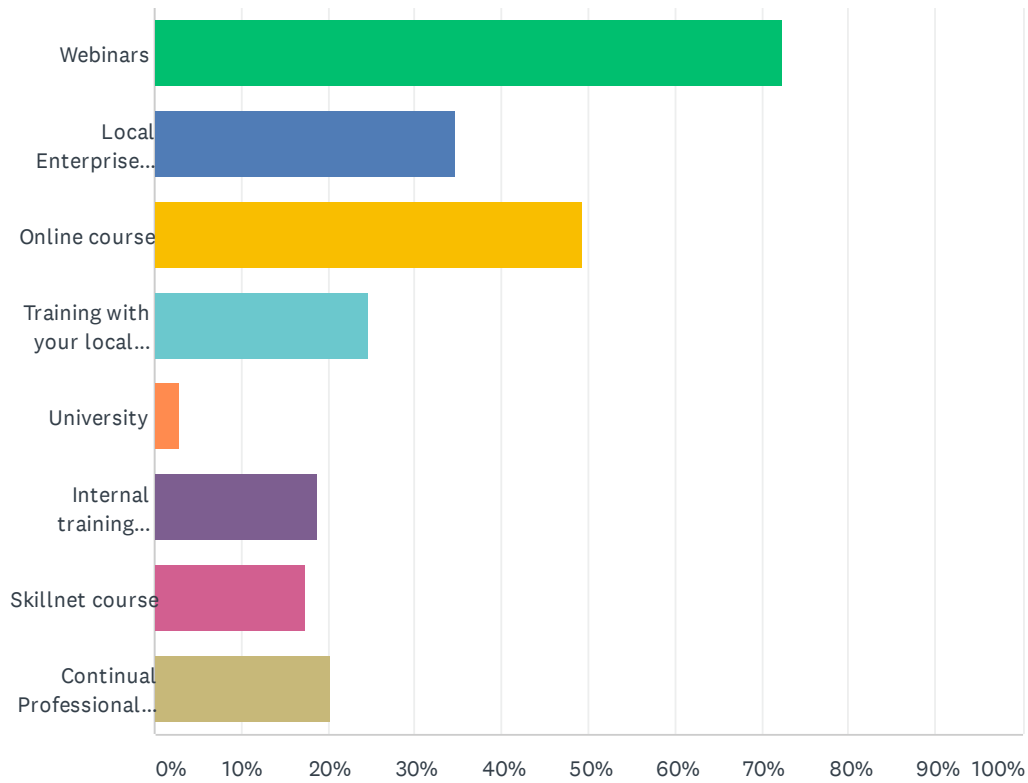
ANSWER CHOICES	RESPONSES	
For years	12.12%	4
For the last few months	12.12%	4
We were introducing remote working anyway, Covid-19 accelerated it	3.03%	1
Only because of Covid-19	72.73%	24
<b>TOTAL</b>		<b>33</b>

## Q23 Do you have any concerns, or see any opportunities, arising out of remote working for your business?

Answered: 27 Skipped: 143

## Q24 Has your business used the lockdown to upskill or train any of your employees in any of the following ways? (please tick all that apply)

Answered: 69 Skipped: 101



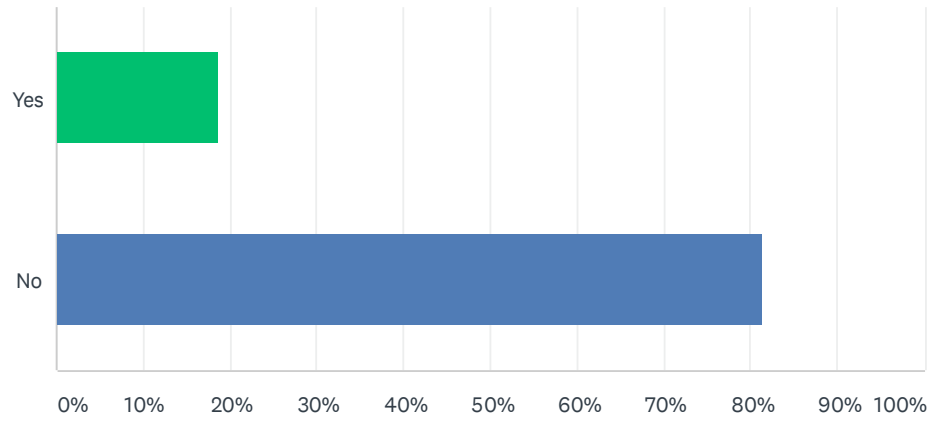
ANSWER CHOICES	RESPONSES	
Webinars	72.46%	50
Local Enterprise Offices courses	34.78%	24
Online course	49.28%	34
Training with your local Chamber	24.64%	17
University	2.90%	2
Internal training options	18.84%	13
Skillnet course	17.39%	12
Continual Professional Development courses	20.29%	14
Total Respondents: 69		

## Q25 What were the topics of the courses your employees have engaged with?

Answered: 60 Skipped: 110

### Q26 Have you received funding for this training?

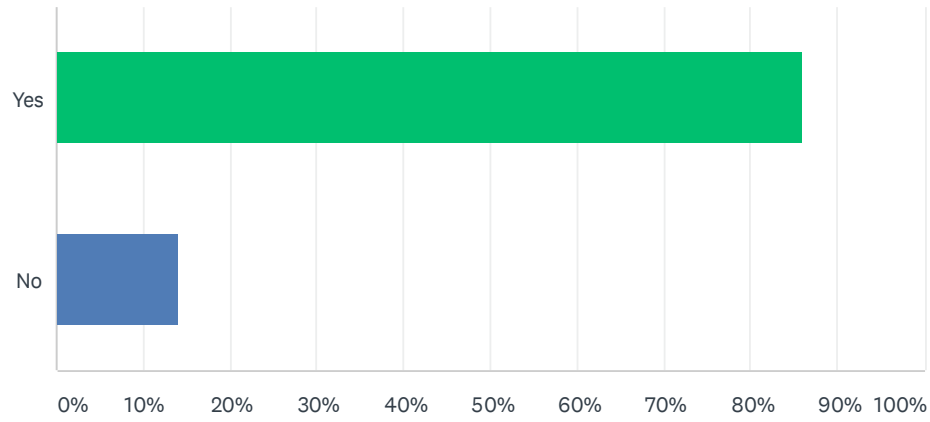
Answered: 81 Skipped: 89



ANSWER CHOICES	RESPONSES	
Yes	18.52%	15
No	81.48%	66
TOTAL		81

## Q27 If you had funding would you do more of this training?

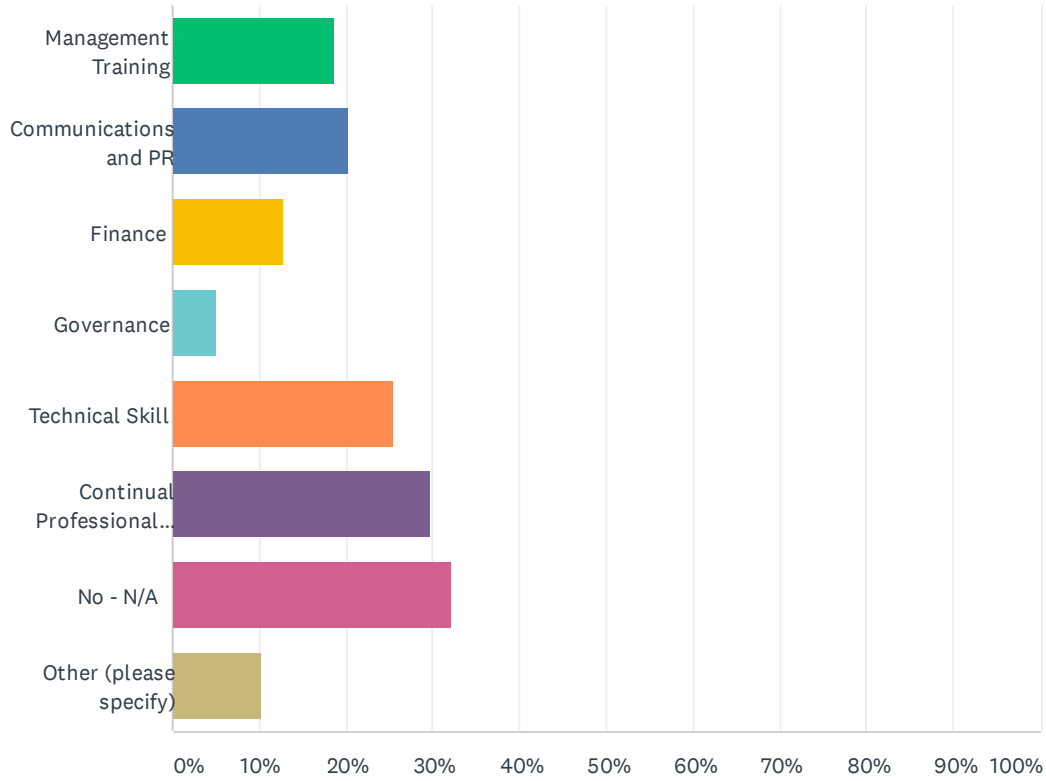
Answered: 85 Skipped: 85



ANSWER CHOICES	RESPONSES	
Yes	85.88%	73
No	14.12%	12
TOTAL		85

## Q28 Have you done any training to upskill yourself during the lock down?

Answered: 118 Skipped: 52

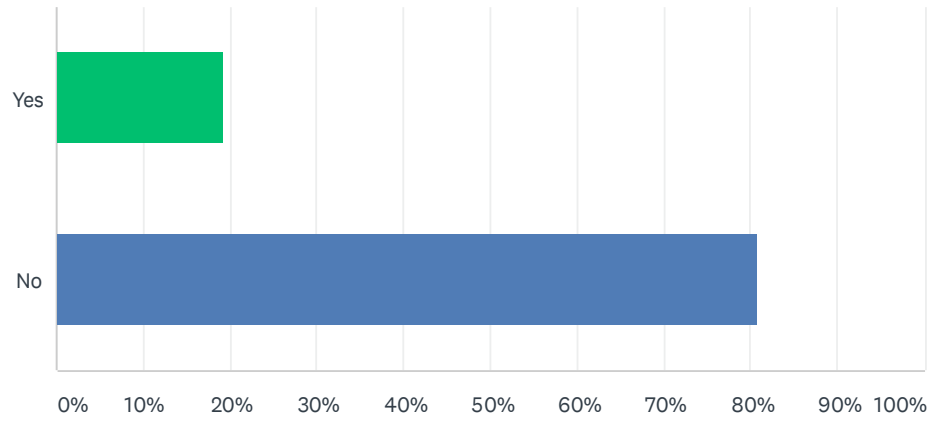


ANSWER CHOICES	RESPONSES	
Management Training	18.64%	22
Communications and PR	20.34%	24
Finance	12.71%	15
Governance	5.08%	6
Technical Skill	25.42%	30
Continual Professional Development Training	29.66%	35
No - N/A	32.20%	38
Other (please specify)	10.17%	12
Total Respondents: 118		



### Q29 Have you received funding for this training?

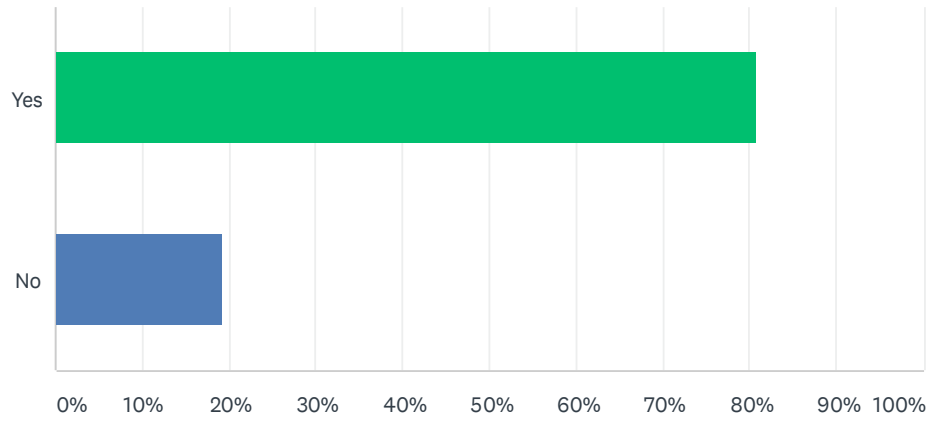
Answered: 114 Skipped: 56



ANSWER CHOICES	RESPONSES	
Yes	19.30%	22
No	80.70%	92
TOTAL		114

### Q30 If you had funding would you do more of this training?

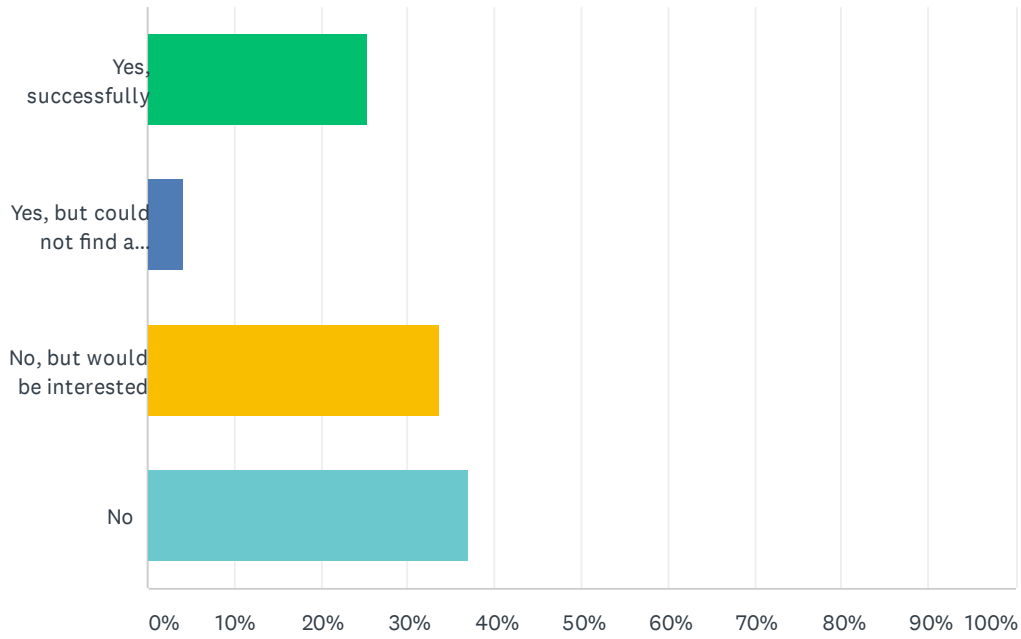
Answered: 114 Skipped: 56



ANSWER CHOICES	RESPONSES	
Yes	80.70%	92
No	19.30%	22
TOTAL		114

### Q31 Have you sought business mentoring?

Answered: 119 Skipped: 51



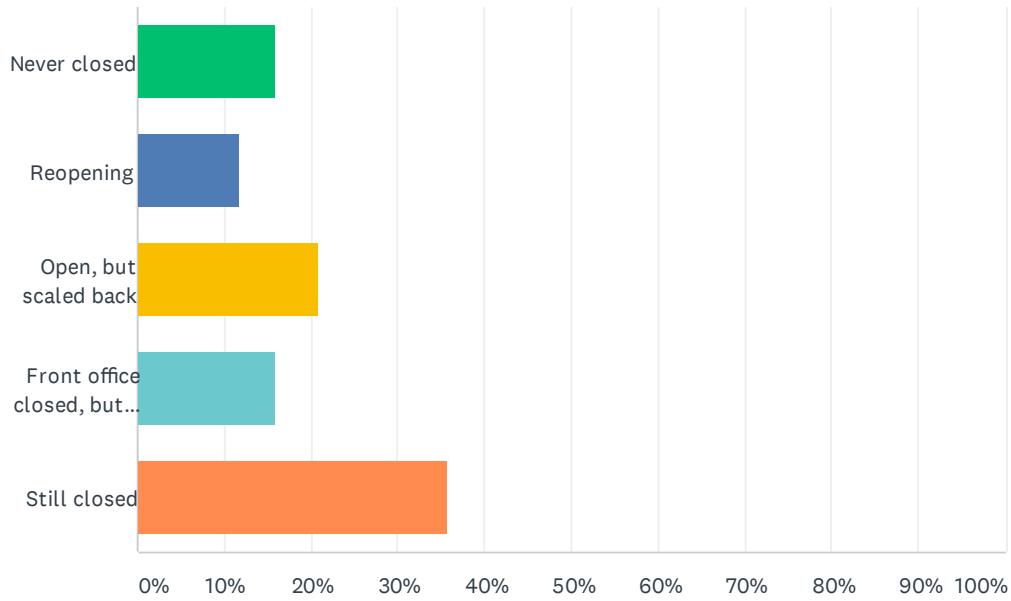
ANSWER CHOICES	RESPONSES	
Yes, successfully	25.21%	30
Yes, but could not find a mentor	4.20%	5
No, but would be interested	33.61%	40
No	36.97%	44
<b>TOTAL</b>		<b>119</b>

**Q32 Are there any areas where you would like to deepen your skills but have found it difficult to source training?**

Answered: 69 Skipped: 101

### Q33 What is the current status of your business?

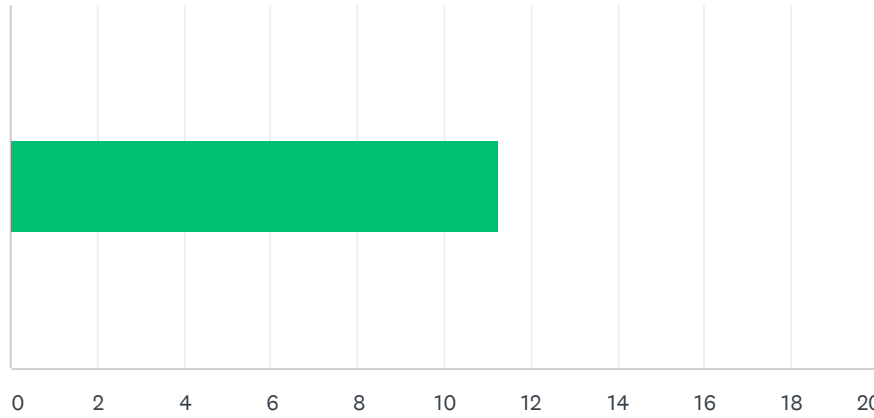
Answered: 120 Skipped: 50



ANSWER CHOICES	RESPONSES	
Never closed	15.83%	19
Reopening	11.67%	14
Open, but scaled back	20.83%	25
Front office closed, but people are working from home	15.83%	19
Still closed	35.83%	43
<b>TOTAL</b>		<b>120</b>

### Q34 How many weeks have you been closed?

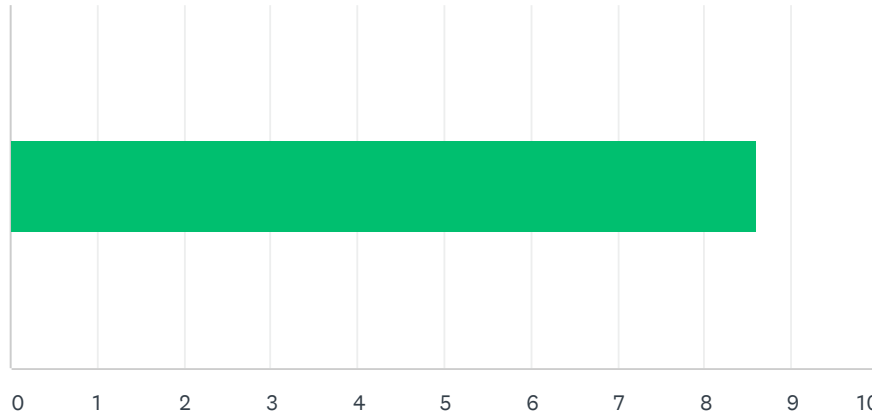
Answered: 42 Skipped: 128



ANSWER CHOICES	AVERAGE NUMBER	TOTAL NUMBER	RESPONSES
	11	472	42
Total Respondents: 42			

### Q35 How many weeks until you expect to reopen again?

Answered: 42 Skipped: 128



ANSWER CHOICES	AVERAGE NUMBER	TOTAL NUMBER	RESPONSES
	9	361	42
Total Respondents: 42			

Q36 Approximately, how much (in fixed costs, rent, wage top-ups, utilities etc.) is the Covid-19 closure costing (€'s) your business each week?[you can skip these questions if you like, but having figures helps us in our discussions with government]

Answered: 20 Skipped: 150



**Q37 How much do you expect reopening to cost your business? (For restocking/PPE/social distancing etc. - approximate €-value)**

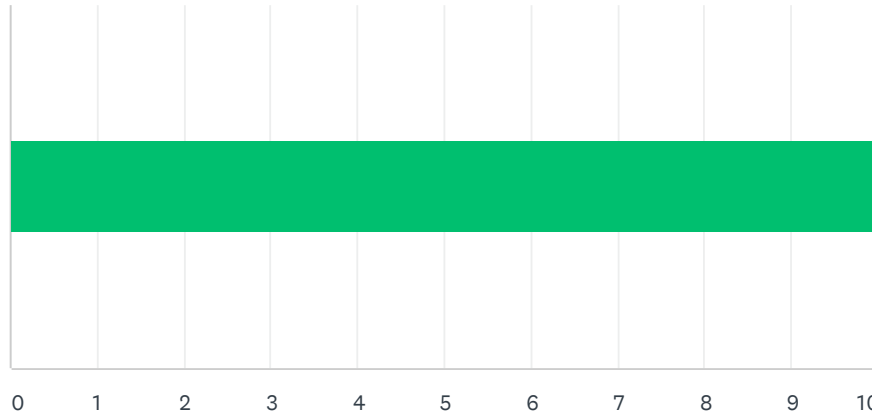
Answered: 31 Skipped: 139

## Q38 How much debt has your business accrued as a result of the Covid-19 Crisis?(Approximate €-value)

Answered: 29 Skipped: 141

### Q39 How many weeks have your been scaled down?

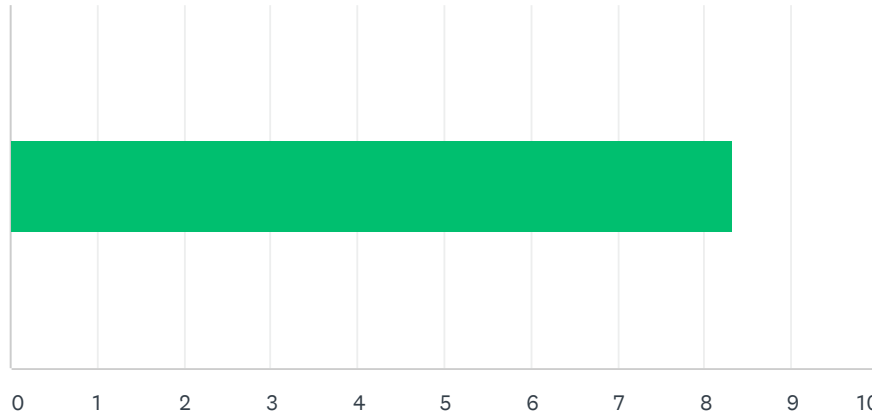
Answered: 41 Skipped: 129



ANSWER CHOICES	AVERAGE NUMBER	TOTAL NUMBER	RESPONSES
	10	408	41
Total Respondents: 41			

### Q40 How many weeks until you expect to fully reopen again?

Answered: 41 Skipped: 129



ANSWER CHOICES	AVERAGE NUMBER	TOTAL NUMBER	RESPONSES
	8	341	41
Total Respondents: 41			

**Q41 How much do you expect reopening to cost your business? (For restocking/PPE/social distancing etc. - approximate €-value)**

Answered: 37 Skipped: 133

## Q42 How much debt has your business accrued as a result of the Covid-19 Crisis?(Approximate €-value)

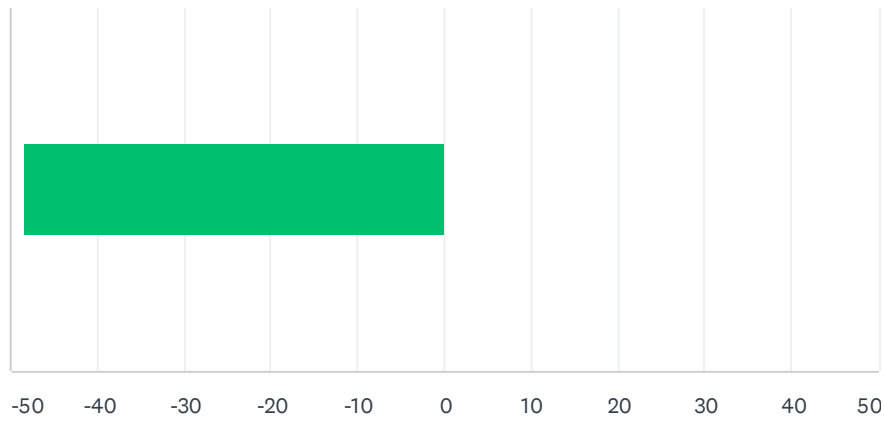
Answered: 37 Skipped: 133

## Q43 How much did restocking cost your business when you were reopening?(Approximate €-value)

Answered: 10 Skipped: 160

# Q44 Compared to before Covid-19 what level of activity is your business at?

Answered: 12 Skipped: 158

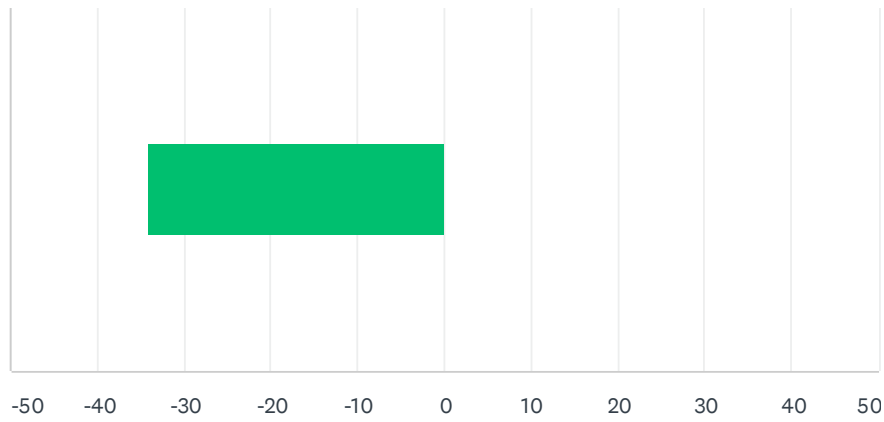


ANSWER CHOICES	AVERAGE NUMBER	TOTAL NUMBER	RESPONSES
	-48	-580	12
Total Respondents: 12			



# Q45 Compared to before Covid-19 what level of staffing is your business at?

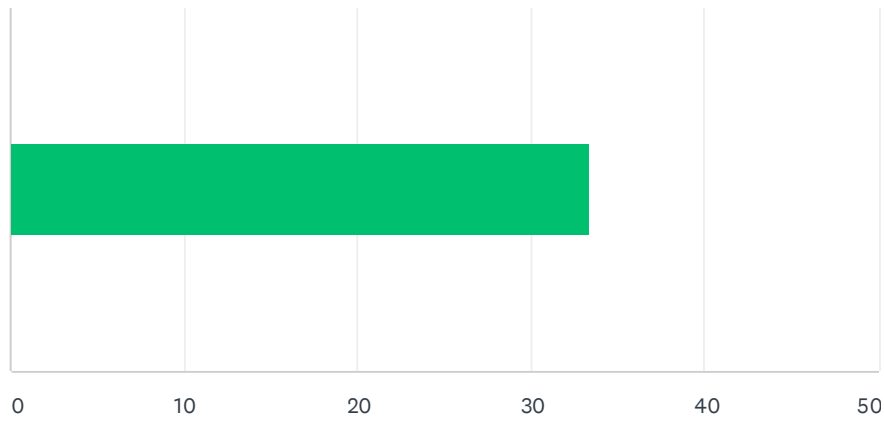
Answered: 12 Skipped: 158



ANSWER CHOICES	AVERAGE NUMBER	TOTAL NUMBER	RESPONSES
	-34	-410	12
Total Respondents: 12			

### Q46 Of the staff who were laid off (if any), what proportion have you rehired?If you didn't lay off staff just leave it at zero

Answered: 12 Skipped: 158



ANSWER CHOICES	AVERAGE NUMBER	TOTAL NUMBER	RESPONSES
	33	400	12
Total Respondents: 12			

## Q47 How much did social distancing measures cost your business when you were reopening?(Approximate €-value)

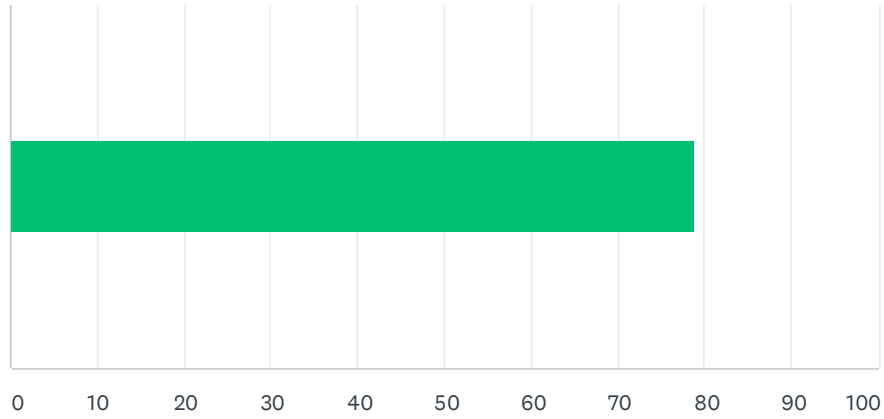
Answered: 10 Skipped: 160

## Q48 How much debt did your business accrue business while closed? (Approximate €-value)

Answered: 9 Skipped: 161

# Q49 Of your pre-Covid staff, what proportion are still available for full time work?

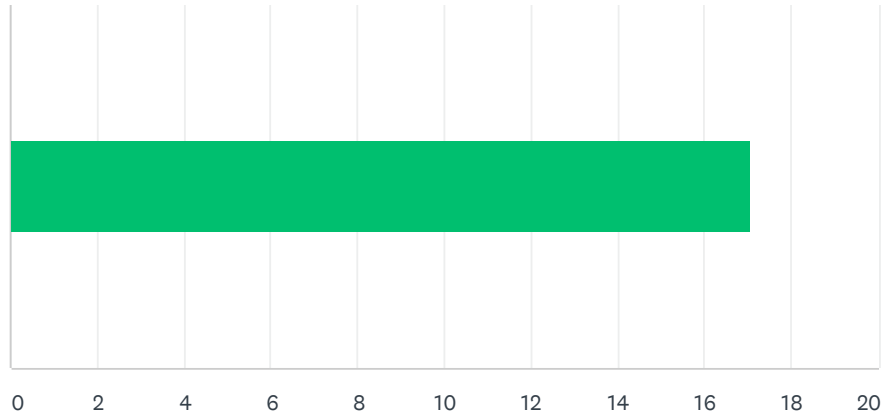
Answered: 17 Skipped: 153



ANSWER CHOICES	AVERAGE NUMBER	TOTAL NUMBER	RESPONSES
	79	1,340	17
Total Respondents: 17			

### Q50 Of your pre-Covid staff, what proportion are on reduced hours/unavailable because of childcare issues?

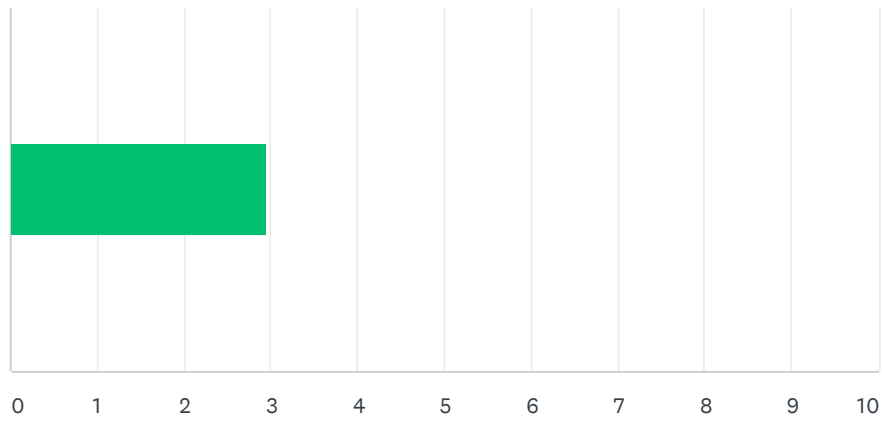
Answered: 17 Skipped: 153



ANSWER CHOICES	AVERAGE NUMBER	TOTAL NUMBER	RESPONSES
		17	17
Total Respondents: 17		290	17

# Q51 What proportion of your workforce are new hires since the beginning of the Covid-19 crisis (if any)?

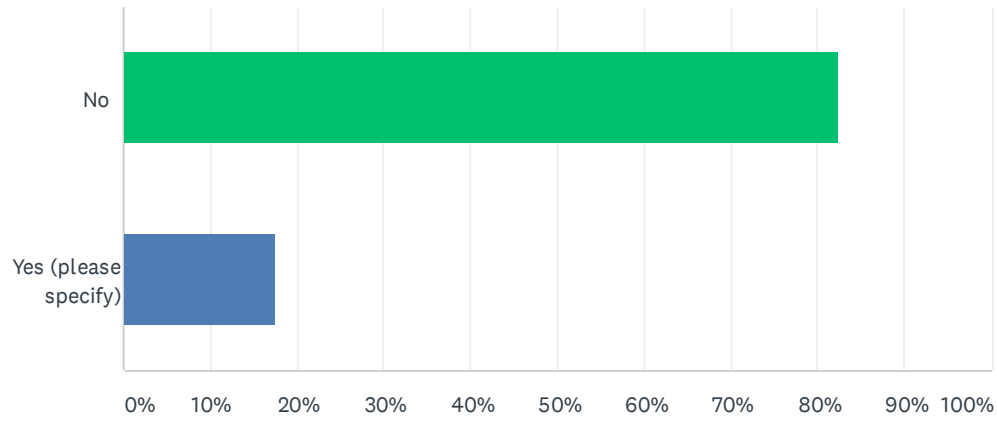
Answered: 17 Skipped: 153



ANSWER CHOICES	AVERAGE NUMBER	TOTAL NUMBER	RESPONSES
	3	50	17
Total Respondents: 17			

### Q52 Are you having difficulty hiring new staff?

Answered: 17 Skipped: 153



ANSWER CHOICES	RESPONSES	
No	82.35%	14
Yes (please specify)	17.65%	3
TOTAL		17

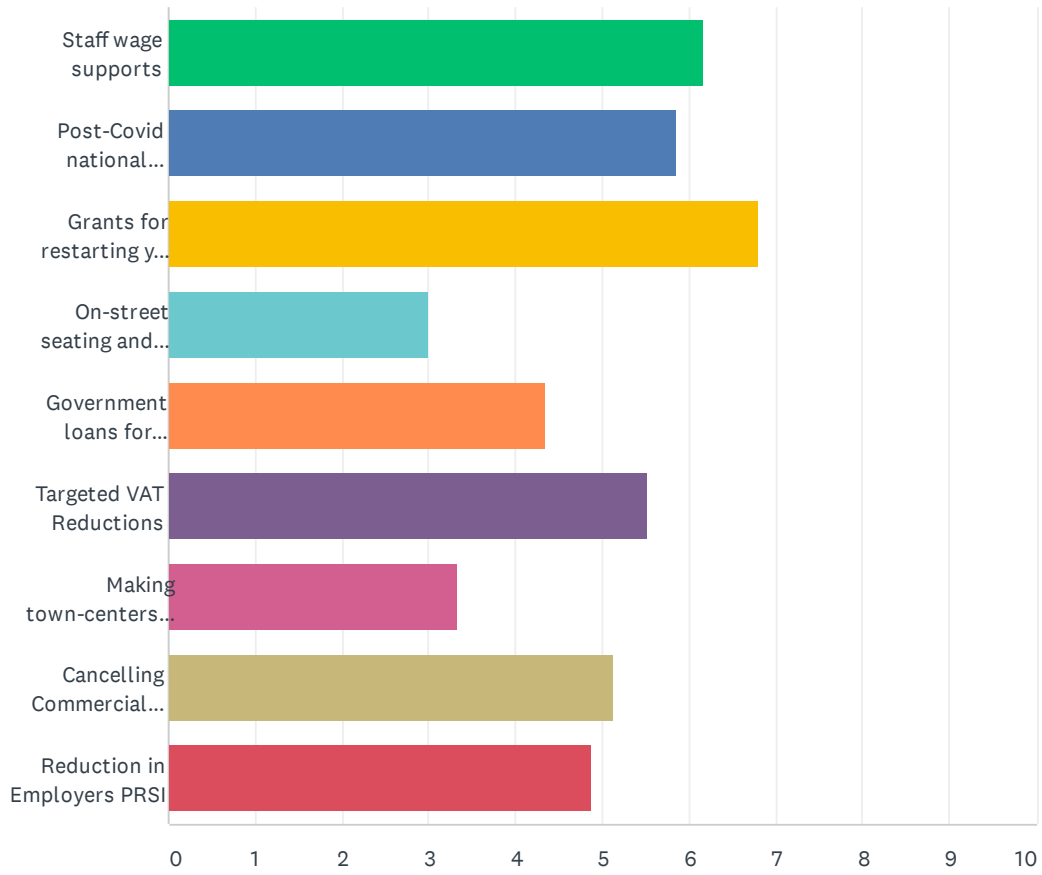


## Q53 Are there any skills shortages that your business is experiencing?

Answered: 11 Skipped: 159

### Q54 Please rank in order of importance:

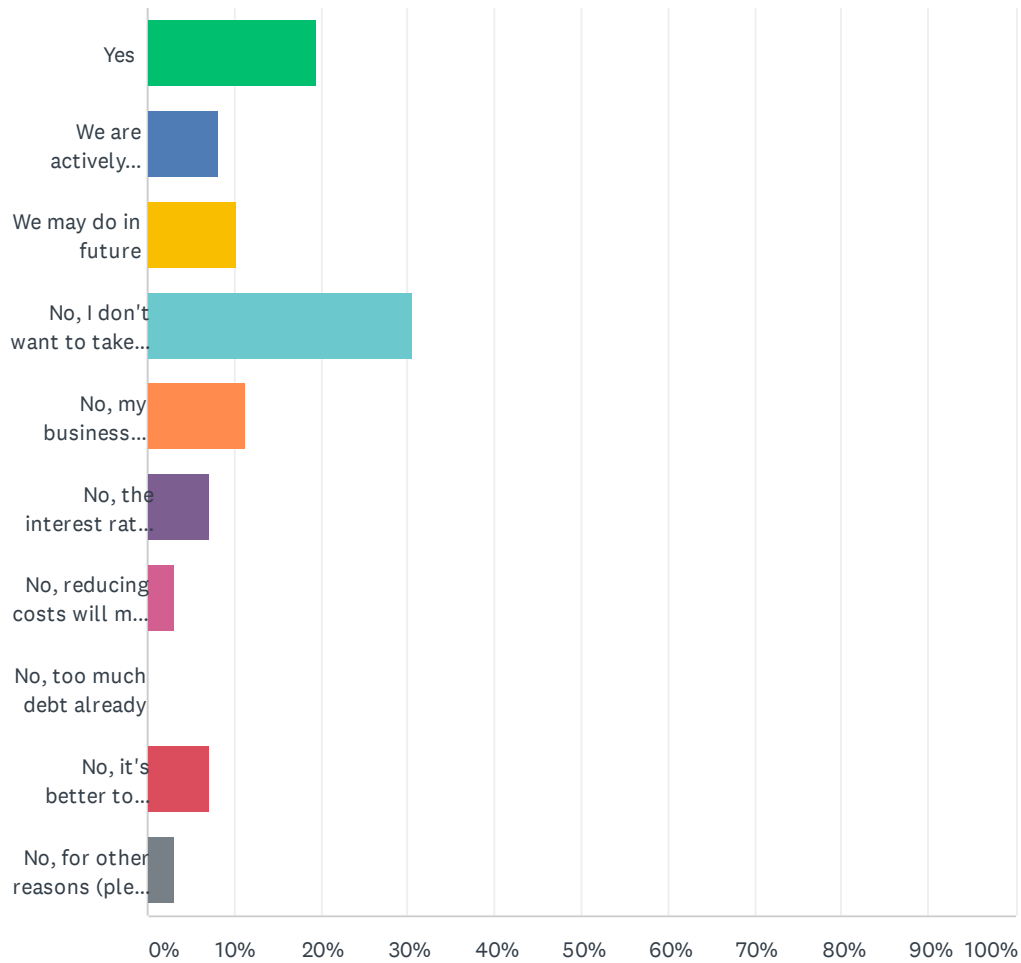
Answered: 98 Skipped: 72



	1	2	3	4	5	6	7	8	9	TOTAL	SCORE
Staff wage supports	23.47% 23	19.39% 19	11.22% 11	14.29% 14	5.10% 5	5.10% 5	5.10% 5	9.18% 9	7.14% 7	98	6.17
Post-Covid national stimulus plan	22.45% 22	10.20% 10	10.20% 10	11.22% 11	12.24% 12	13.27% 13	12.24% 12	3.06% 3	5.10% 5	98	5.85
Grants for restarting your business	31.63% 31	18.37% 18	9.18% 9	14.29% 14	10.20% 10	6.12% 6	5.10% 5	2.04% 2	3.06% 3	98	6.80
On-street seating and tables	2.04% 2	2.04% 2	4.08% 4	6.12% 6	7.14% 7	13.27% 13	9.18% 9	26.53% 26	29.59% 29	98	2.99
Government loans for restarting your business	0.00% 0	14.29% 14	13.27% 13	6.12% 6	12.24% 12	11.22% 11	14.29% 14	13.27% 13	15.31% 15	98	4.35
Targeted VAT Reductions	9.18% 9	15.31% 15	16.33% 16	13.27% 13	13.27% 13	11.22% 11	8.16% 8	5.10% 5	8.16% 8	98	5.53
Making town-centers more people friendly	1.02% 1	3.06% 3	7.14% 7	6.12% 6	9.18% 9	7.14% 7	23.47% 23	24.49% 24	18.37% 18	98	3.33
Cancelling Commercial Rates	5.10% 5	13.27% 13	18.37% 18	8.16% 8	18.37% 18	7.14% 7	13.27% 13	6.12% 6	10.20% 10	98	5.12
Reduction in Employers PRSI	5.10% 5	4.08% 4	10.20% 10	20.41% 20	12.24% 12	25.51% 25	9.18% 9	10.20% 10	3.06% 3	98	4.87

# Q55 Government has created a number of loan schemes for Covid-19 affected businesses. Have you applied for one?

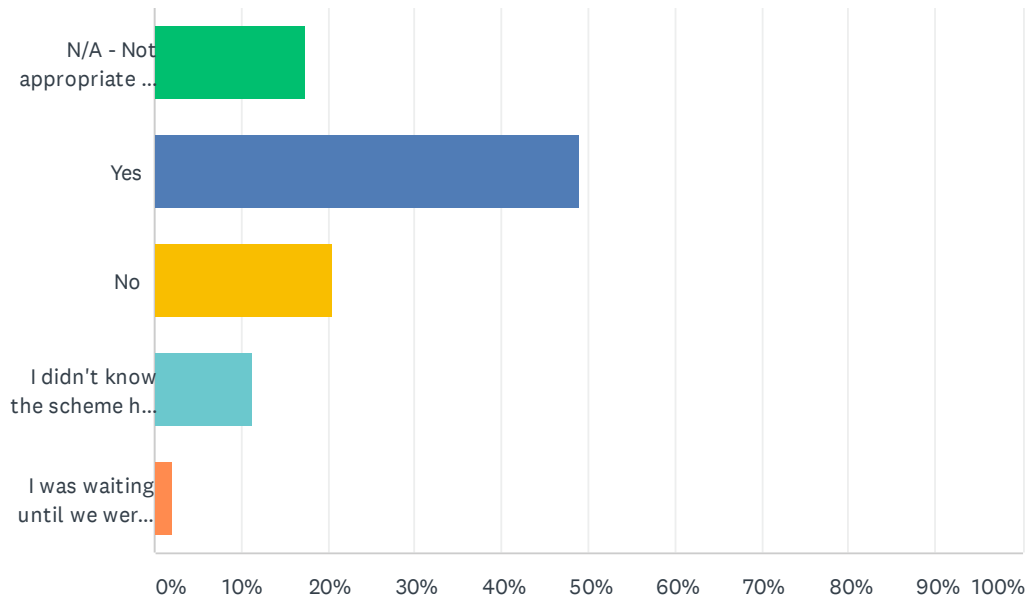
Answered: 98 Skipped: 72



ANSWER CHOICES	RESPONSES	
Yes	19.39%	19
We are actively considering it	8.16%	8
We may do in future	10.20%	10
No, I don't want to take on the burden of extra debt	30.61%	30
No, my business wouldn't qualify	11.22%	11
No, the interest rates are too high	7.14%	7
No, reducing costs will make more sense that taking on extra debt	3.06%	3
No, too much debt already	0.00%	0
No, it's better to return slowly than accrue debt	7.14%	7
No, for other reasons (please specify)	3.06%	3
<b>TOTAL</b>		<b>98</b>

## Q56 Did you apply for the Business Continuity Grant while it was available?

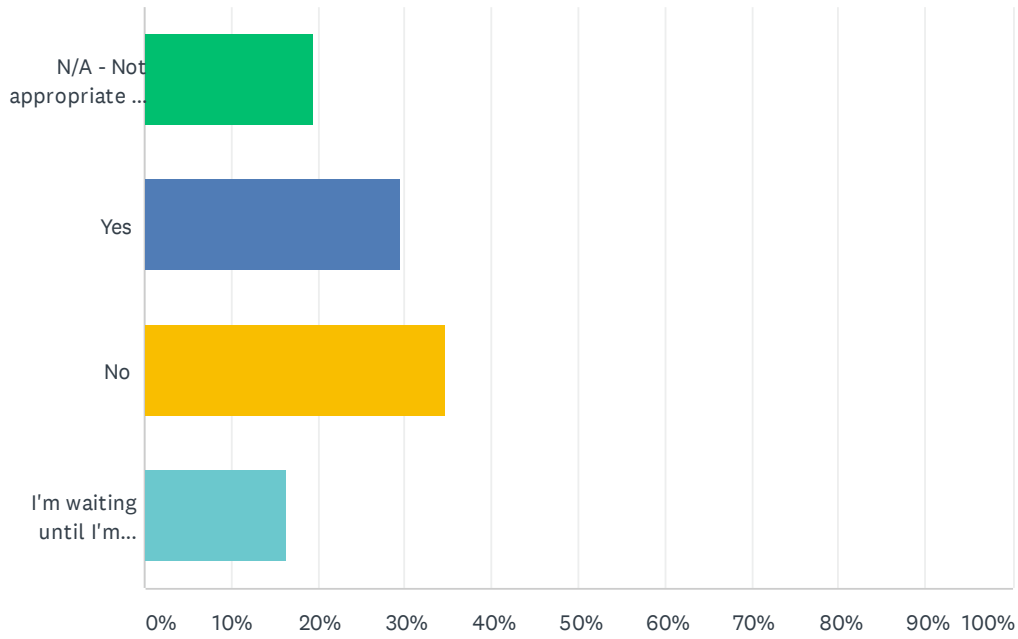
Answered: 98 Skipped: 72



ANSWER CHOICES	RESPONSES	
N/A - Not appropriate for my business	17.35%	17
Yes	48.98%	48
No	20.41%	20
I didn't know the scheme had ceased	11.22%	11
I was waiting until we were reopening	2.04%	2
<b>TOTAL</b>		<b>98</b>

## Q57 Did you avail of the Online Trading Voucher?

Answered: 98 Skipped: 72



ANSWER CHOICES	RESPONSES	
N/A - Not appropriate for my business	19.39%	19
Yes	29.59%	29
No	34.69%	34
I'm waiting until I'm reopening the business	16.33%	16
<b>TOTAL</b>		<b>98</b>

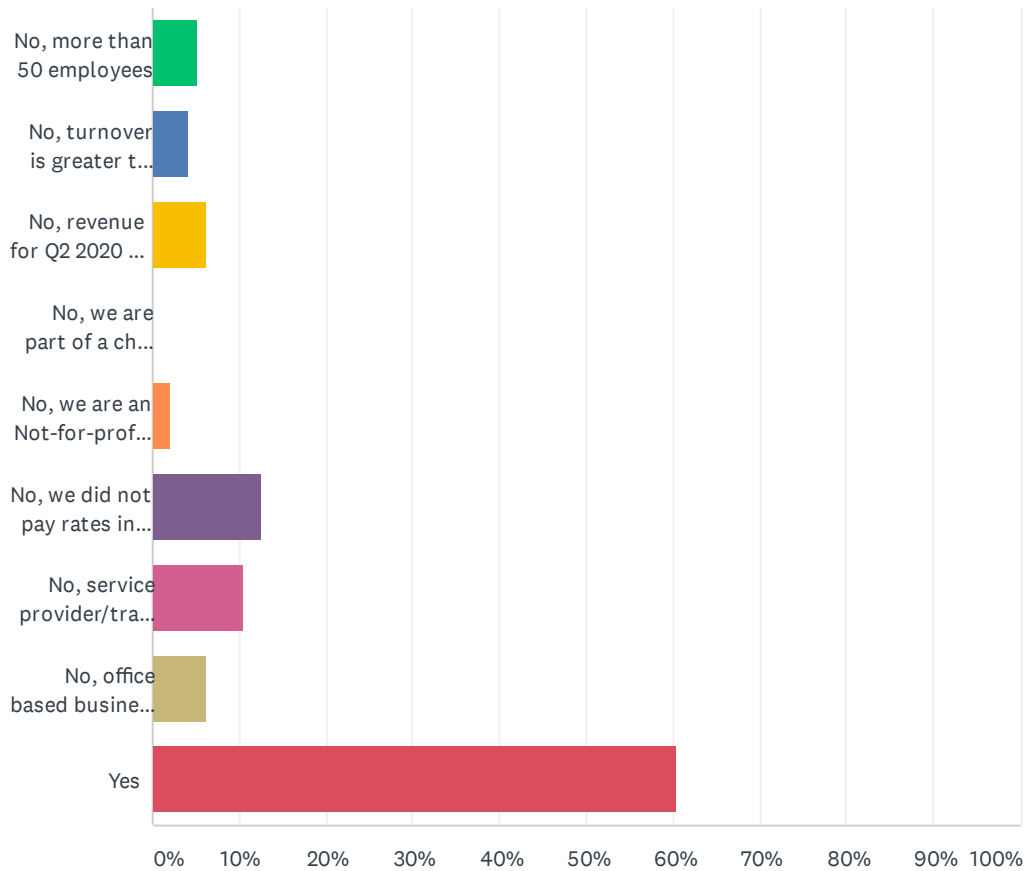
## Q58 What was the value of the Commercial Rates your business paid in 2019?

Answered: 85 Skipped: 85



### Q59 Do you qualify for the Business Re-Start grant? (please tick all that apply)

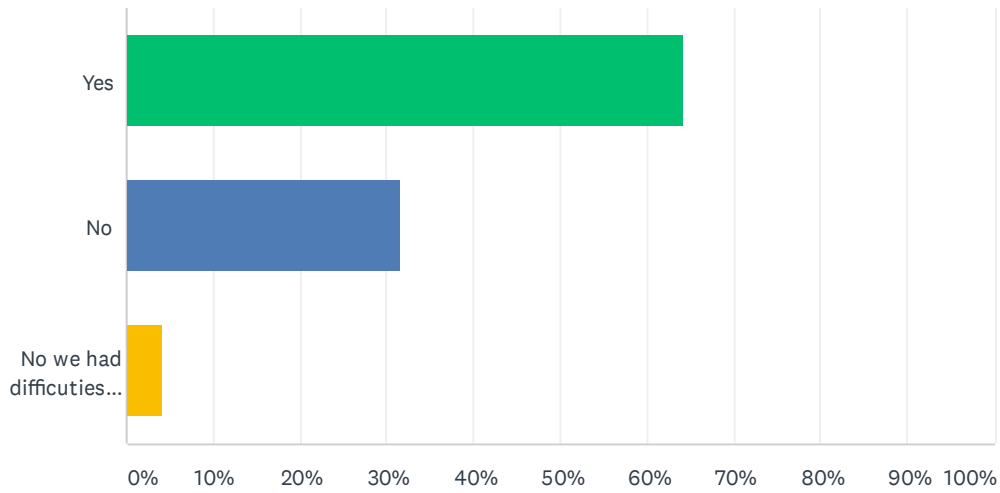
Answered: 96 Skipped: 74



ANSWER CHOICES	RESPONSES	
No, more than 50 employees	5.21%	5
No, turnover is greater than €5,000,000	4.17%	4
No, revenue for Q2 2020 did not suffer a >25% drop	6.25%	6
No, we are part of a chain of businesses	0.00%	0
No, we are an Not-for-profit/sporting organisation	2.08%	2
No, we did not pay rates in 2019	12.50%	12
No, service provider/tradesman	10.42%	10
No, office based business with remote working	6.25%	6
Yes	60.42%	58
Total Respondents: 96		

## Q60 Would you prefer if the Restart Grant was simpler to use, like the Rates waiver programme?

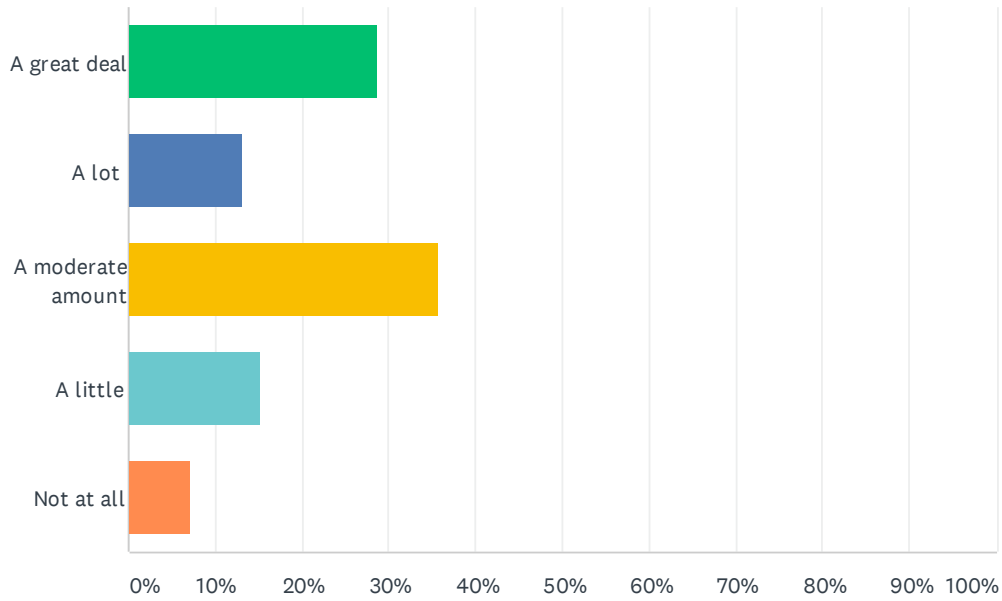
Answered: 98 Skipped: 72



ANSWER CHOICES	RESPONSES	
Yes	64.29%	63
No	31.63%	31
No we had difficulties with the Rates waiver programme (please outline these problems)	4.08%	4
<b>TOTAL</b>		<b>98</b>

# Q61 How concerned are you about the impact of Brexit on your business?

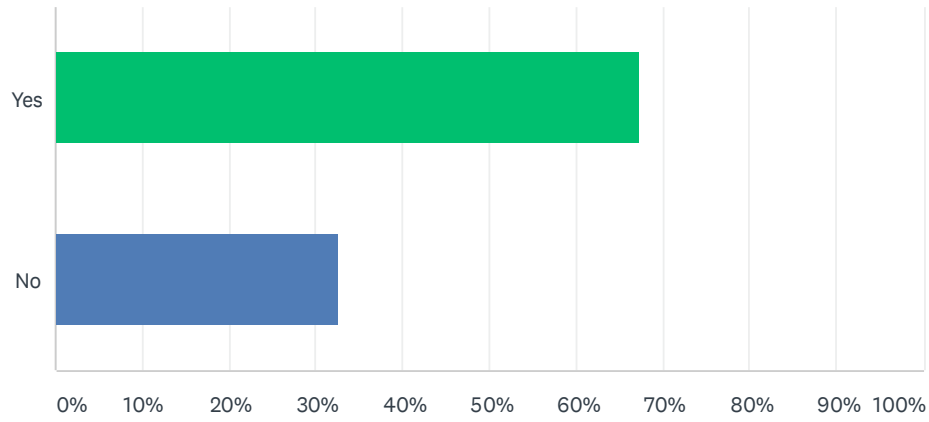
Answered: 98 Skipped: 72



ANSWER CHOICES	RESPONSES	
A great deal	28.57%	28
A lot	13.27%	13
A moderate amount	35.71%	35
A little	15.31%	15
Not at all	7.14%	7
<b>TOTAL</b>		<b>98</b>

## Q62 Are you a Chamber member?

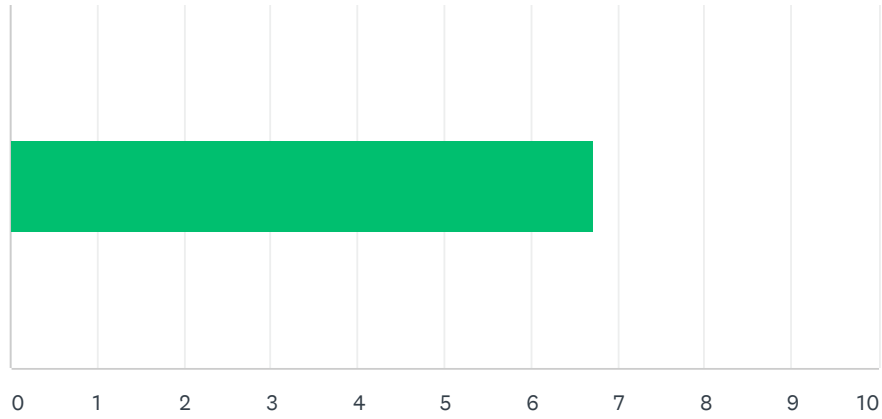
Answered: 98 Skipped: 72



ANSWER CHOICES	RESPONSES	
Yes	67.35%	66
No	32.65%	32
<b>TOTAL</b>		<b>98</b>

### Q63 How satisfied are you with the information chambers are providing during the Covid-19 Crisis?

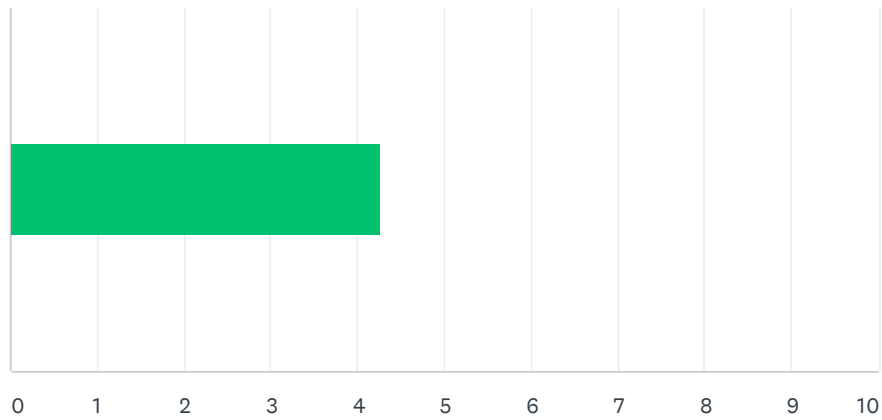
Answered: 65 Skipped: 105



ANSWER CHOICES	AVERAGE NUMBER	TOTAL NUMBER	RESPONSES
	7	437	65
Total Respondents: 65			

## Q64 How satisfied are you with the webinars chambers are providing during the Covid-19 Crisis?

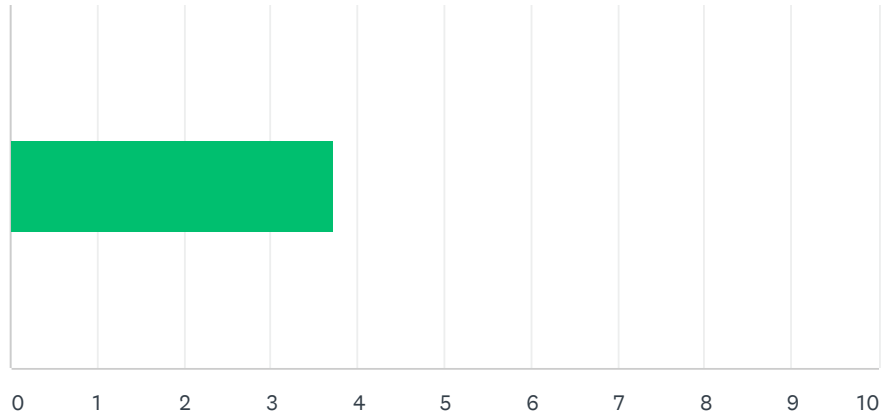
Answered: 65 Skipped: 105



ANSWER CHOICES	AVERAGE NUMBER	TOTAL NUMBER	RESPONSES
	4	278	65
Total Respondents: 65			

### Q65 How satisfied are you with the training options chambers are providing during the Covid-19 Crisis?

Answered: 65 Skipped: 105



ANSWER CHOICES	AVERAGE NUMBER	TOTAL NUMBER	RESPONSES
	4	242	65
Total Respondents: 65			

**Q66 Are there any additional services you would like chambers to provide which are not currently available?**

Answered: 27 Skipped: 143



## Q67 Any other information or thoughts about the Covid-19 response that you'd like to give us:

Answered: 43 Skipped: 127

**Q68 Please enter your email address if you are interested in further Covid-19 communications from the Chambers network or the results of this survey.**

Answered: 33 Skipped: 137